

Laboratory Test Report
Cable management - Cable tray systems and cable ladder systems

Test Report No.	ITC/TEST/NN/2212/02-C
Discipline.....	Electrical
Group.....	Wiring and Accessories
Date of issue.....	01-02-2023
Sample date in.....	17-12-2022
Date of Performance.....	18-12-2022 To 27-01-2023
Applicant.....	Mr. Jatin Timbadia
Customer.....	Parmar Industries GAT NO.13 & 20 SAHAJPUR INDUSTRIAL AREA VILLAGE-SAHAJPUR TAL - DAUND DIST, Pune - Solapur Rd, Pune, Maharashtra 412202(INDIA)
Sample description.....	Cable ladder
Sample Condition.....	OK
Customer Reference.....	N/A
Trade mark / Manufacturer.....	Parmar Industries
Model / Type / Reference.....	N/A
Ratings.....	300mm(W)*100mm(H)*2500mm(L)*2mm(Thk)
Test method(s).....	Salt spray test and Zinc coating test have been performed as per customer specification using test method IEC 61537

Overall verdictInstitute of Testing and Certification
(India) Pvt. Ltd.Pass ☒
Fail ☐

Page 1 of 04

Authorised Signatory

REMARKS: This report is governed by, and incorporates by reference, the Condition of testing as posted at its date of issuance and is intended for your exclusive use. Any copying or replication of this report to or for any other person or entity, or use of our name or trademark, is permitted only with our prior written permission. This report sets forth solely our findings with respect to the test samples identified herein. It includes all of the test requested by you and the results thereof based upon the information that you provided us with. You have 2 weeks from the date of issuance of this report to notify us of any material error or omission; provided, however, that such notice shall be written and shall specifically address the issue you wish to raise. A failure to raise such issue within the prescribed time shall constitute your unqualified acceptance of the completeness of this report, the tests conducted and the correctness of the report contents. Tests are destructive and non reversible, the submitted samples will not return to their original conditions. The Customer acknowledges that any remaining part of the sample will be discarded if not retrieved in a period of 3 weeks from the date of issuance if this report.

Possible test case verdicts:


- Test case does not apply to the test object.....N/A
- Test object meets the requirement.....P (Pass)
- Test object does not meet the requirement.....F (Fail)
- Test case does not evaluated to the test object..... NE




General remarks:

- "See enclosure###" refers to additional information related to this report in the annexes section.
- "See table ###" refers to a table appended to this report in the annexes section.
- "See figure ###" refers to an image, picture or drawing appended to this report in the annexes section
- "See *" highlights those clauses which are not in our NABL Scope.
- Throughout this report, a comma is used as decimal separator.
- Overall Verdict is applicable to the clauses against which Testing has been performed, not to the clauses where it is N/A (Not Applicable).
- The results of this report is against the sample received through the customer only.
- The laboratory is not responsible for the authenticity of the data / documents submitted by the customer.
- The laboratory will perform the testing at ambient temperature unless Environmental Conditions are not specified in the Testing Standard.
- Measurement uncertainty will be mentioned in the Table i.e Test Details.
- If Test Verdict has been given in this Report. The Decision Rule as per ILAC G8:2009 where guard Value ($W=1u$) will be made ($TL=AL+W$), whether Decision Rule will only be applied if the measured value is within the Guard Band. In such case Reference of this clause will be given by marking.
- The list of documents submitted by the customer is mentioned as under:

List of Documents	Remarks
Marking Plate of DUT	N/A
Ratings of DUT	N/A
Labels of DUT	N/A
Instruction Manual	N/A
Circuit Diagram	N/A
General Assembly Diagram	N/A
Bill of Material/ Critical Component List	N/A
Please specify, if any other	-

Institute of Testing and Certification
(India) Pvt. Ltd.

General Product Information:
Cable Ladder
Dimensions: 300mm(W)*100mm(H)*2500mm(L)*2mm(Thk)
Pictures of Tested Sample


 Shubham Saini Testing Engineer	 Gurkirat Singh Reviewed By_Testing Supervisor	 Sahil Singh Authorized By_Division Head
--	--	---

INSTITUTE OF TESTING AND CERTIFICATION (INDIA) PVT. LTD.

IEC 61537			
Clause	Requirement - Test	Results - Remarks	Verdict
14.2	Resistance against corrosion		
	All system components shall have adequate resistance against corrosion in accordance with Table 7.	In Compliance Refer Table A	P
14.2.2	System component made of steel with metallic coating or stainless steel		
	System components classified according to 6.5.25 and detailed shall follow the relevant specifications	Measured value : 105µm	P

TABLE - A

14.2	Resistance against Corrosion		
	Solution Concentration: 5±1 % Nacl	After the test, no corrosion or deformation found on sample	P
	No. of Samples: 1		
	Spray chamber temp.: 35±2°C		
	Pressure Air Chamber temp.: 45±2°C		
	Test Duration: 96 Hours		
Test Setup			

